

Appendix 1

Journal infographics

*Data representative
of the period January –
December 2021*

■ **ecpr.eu**



Journal infographics

ecpr

The following infographics offer a statistical overview of ECPR's co-published journals.

Figures are taken from reports presented at our annual spring publications retreat.


We have made the infographics as accurate as we can while keeping them reader friendly.

However, journals and publishers record and report information in different ways, so like-for-like comparison is not always possible.

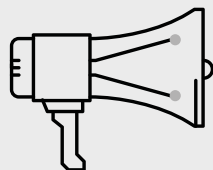
To find out more information about a journal, contact the editors directly.

Information in this document is representative of the period January – December 2021.

The publication process means that some figures may include data relating to previous years.



Online and print



4.023

Impact Factor



513.613K

total downloads



5.7

CiteScore

Top 3 submitting regions

UK 20%
USA 15%
Germany 8%


91% rejection rate



European Journal of International Relations (EJIR)

Key figures: 2021

32% female submitting authors



67 Editorial Board members


of whom 22% are female


426 submitted articles

of which 46 were sent for review

88 days

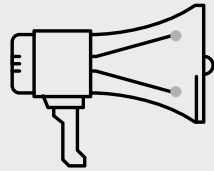
average time from submission to editorial decision





**OA
welcomed**

41 Open
Access Articles



5.745

5-year Impact Factor



455,870

total downloads



6.4

CiteScore

**Top 3
downloading
countries**

Germany 12%
UK 11%
USA 8%



**474
submitted
articles**

of which 220
were sent for
review


**84.6%
rejection
rate**



**European
Journal of
Political
Research
(EJPR)**

Key figures: 2021

**27%
female
submitting
authors**




**30
Editorial
Board
members**

of whom 57%
are female

86 days

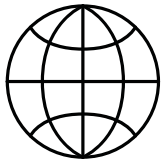
average time from
submission to
editorial decision



29 days

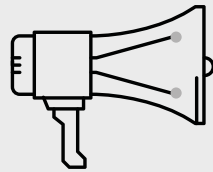
average time
from acceptance
to publication





**OA
welcome**

16 Open
Access Articles



4.143

Impact Factor



139,308

total downloads



4.4

CiteScore

**Readers:
top 3
countries**

USA 18%
UK 16%
Germany 16%


**76.2%
rejection
rate**



**European
Political
Science
Research
(EPSR)**

Key figures: 2021

**25%
female
authors**



**28
Editorial
Board
members**

of whom 46%
are female

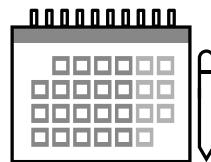


**210
submitted
articles**

of which
73 were
published

75 days

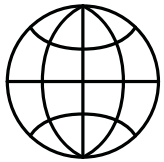
average time from
submission to
editorial decision



42 days

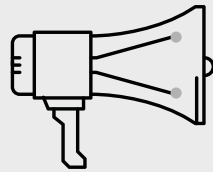
average time
from acceptance
to publication





**OA
welcome**

14 Open
Access Articles



1.756

Impact Factor



135,925

total downloads



2.7

CiteScore

**Top visits,
by country**

UK 16%
USA 11%
Germany 7%



**95
submitted
articles**

of which
54 were
published


**33.7%
rejection
rate**



European Political Science (EPS)

Key figures: 2021

**48%
female
authors**

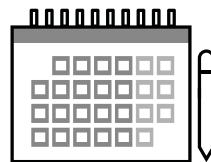


**18
Editorial
Board
members**

of whom 56%
are female

43 days

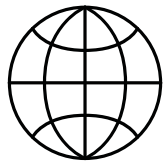
average time from
submission to
editorial decision




37 days

average time
from acceptance
to publication





Gold Open Access



APC only £49

for authors at ECPR member institutions



66,568

total downloads

Top 3 downloading countries

USA 22%
UK 13%
Germany 12%



84 submitted articles

of which 41 were published

61.9% rejection rate



Political Research Exchange (PRX)

Key figures: 2021

29% female authors




10 Editorial team members

of whom 60% are female

46 days

average time from submission to editorial decision




26 days

average time from acceptance to publication



97%

authors would publish with The Loop again




218

published articles



43%

authors are early career scholars




21.5%

authors based at institutions outside Europe




238

published authors




The Loop

Key figures: 2021



17,839

page views of most-read blog piece at 19 January 2022



70%

authors from ECPR member institutions



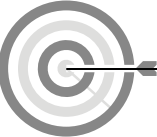
2,212

followers on Twitter at 31 December



38%

female authors



Democracy

most written-about topic

